

M-LINE SUSPENDED & SURFACE SYSTEM



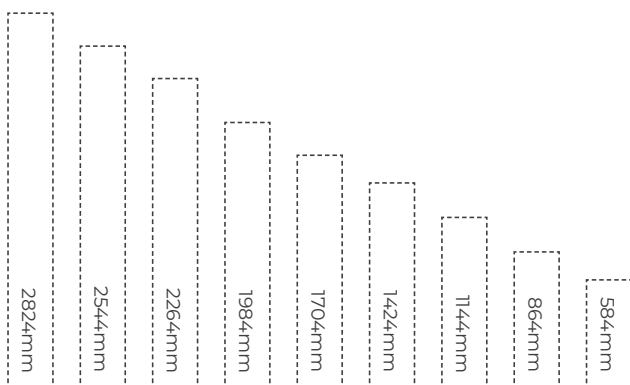
Construction

The suspended and surface system utilises the same profile and is available in standard lengths up to 2824mm with bespoke lengths available to order. Surface mounting is achieved by directly fixing through the rear of the profile. Suspension is made simple using a single-point ceiling bracket with 2m adjustable stainless steel wire system. Uplighting is available on lengths from 584mm upwards.

Typical Applications

General Office Areas, Conference Rooms, Reception Areas, Educational Facilities, Retail Units, Bars, Restaurants, Hotels and Leisure Facilities, and Residential Properties.

- // Aluminium extruded sections in 9 standard lengths
- // Bespoke lengths available in 140mm increments
- // 104 lumens per watt
- // Colour options in 3000K/4000K/5000K
- // Custom shapes available subject to design
- // Incorporates European branded LED drivers
- // Direct/Indirect lighting options available for suspended fittings
- // Utilises latest generation long-life LEDs from leading manufacturers
- // Clip-in gear tray for easy installation
- // Opal polycarbonate diffuser
- // Tuneable white and RGB options available
- // Dimmable and emergency options available
- // Compatible with Casambi wireless control system
- // Dual Switch option available
- // CRI>80, 50,000h life
- // 5-year warranty



SURFACE



SUSPENDED



M-LINE SUSPENDED & SURFACE SYSTEM



Suspended Direct Lighting System					
Product Code	LED Wattage	Lumen Output	Lumen/Watt	Colour Temperature	Size
MLE584	12.5W	1298	104	4000K	584mm x 50mm
MLE864	19W	1947	104	4000K	864mm x 50mm
MLE1144	25W	2596	104	4000K	1144mm x 50mm
MLE1424	31W	3245	104	4000K	1424mm x 50mm
MLE1704	37.5W	3895	104	4000K	1704mm x 50mm
MLE1984	44W	4543	104	4000K	1984mm x 50mm
MLE2264	50W	5192	104	4000K	2264mm x 50mm
MLE2544	56W	5841	104	4000K	2544mm x 50mm
MLE2824	62.5W	6490	104	4000K	2824mm x 50mm
NOTE: Includes 2m suspension kits (longer bespoke lengths available in 140mm increments)					


Suspended Direct/Indirect Lighting System/70% Direct/30% Indirect					
Product Code	LED Wattage	Lumen Output	Lumen/Watt	Colour Temperature	Size
MLE584/DIR/IND	17W	1788	104	4000K	584mm x 50mm
MLE864/DIR/IND	26W	2683	104	4000K	864mm x 50mm
MLE1144/DIR/IND	34W	3570	104	4000K	1144mm x 50mm
MLE1424/DIR/IND	44W	4543	104	4000K	1424mm x 50mm
MLE1704/DIR/IND	53W	5518	104	4000K	1704mm x 50mm
MLE1984/DIR/IND	62W	6490	104	4000K	1984mm x 50mm
MLE2264/DIR/IND	72W	7464	104	4000K	2264mm x 50mm
MLE2544/DIR/IND	81W	8437	104	4000K	2544mm x 50mm
MLE2824/DIR/IND	91W	9411	104	4000K	2824mm x 50mm
NOTE: Includes 2m suspension kits (longer bespoke lengths available in 140mm increments)					

Surface Mounted System					
Product Code	LED Wattage	Lumen Output	Lumen/Watt	Colour Temperature	Size
MLES584	12.5W	1298	104	4000K	584mm x 50mm
MLES864	19W	1947	104	4000K	864mm x 50mm
MLES1144	25W	2596	104	4000K	1144mm x 50mm
MLES1424	31W	3245	104	4000K	1424mm x 50mm
MLES1704	37.5W	3895	104	4000K	1704mm x 50mm
MLES1984	44W	4543	104	4000K	1984mm x 50mm
MLES2264	50W	5192	104	4000K	2264mm x 50mm
MLES2544	56W	5841	104	4000K	2544mm x 50mm
MLES2824	62.5W	6490	104	4000K	2824mm x 50mm

M-LINE SUSPENDED & SURFACE SYSTEM



Suspended Direct/Indirect System



Surface Mounted System

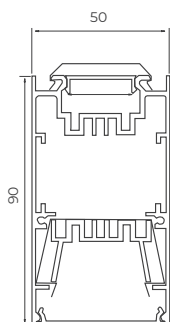

Control Options

Option Code	Description
/M	3 Hour Maintained Emergency
/MZ	3 Hour Maintained DALI Emergency
/D	1-10V Driver
/DALI	DALI/DSI Dimmable Driver
/BTC	Casambi Dimmable
/3K	3000K LED
/5K	5000K LED
/RGB	Colour Changing LED
/TW	Tunable White LED

Suspension Options

Option Code	Description
Supply Cable	
CABTR3C	1.5m Transparent Current Cable 3 x 0.75mm ²
CABTR5C	1.5m Transparent Current Cable 5 x 0.75mm ²
CR375W/2M	3 Core 0.75mm White Flex Cable - 2m Lead
CR375B/2M	3 Core 0.75mm Black Flex Cable - 2m Lead
CR475W/2M	4 Core 0.75mm White Flex Cable - 2m Lead
CR475B/2M	4 Core 0.75mm Black Flex Cable - 2m Lead
CR575W/2M	5 Core 0.75mm White Flex Cable - 2m Lead
CR575B/2M	5 Core 0.75mm Black Flex Cable - 2m Lead
MLESUS	2m Suspension kit for suspended M-Line

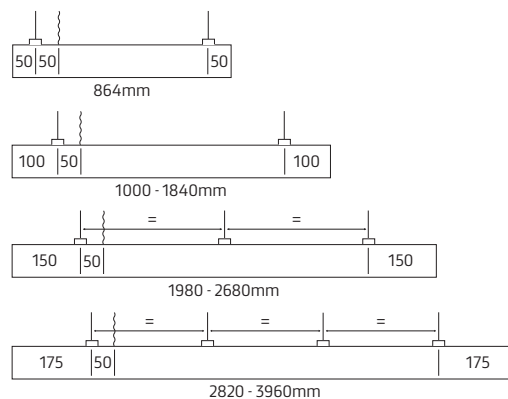
NOTE: Alternative length suspension kits available - POA



Colour Options

Option Code	Description
/W	White (RAL 9016)
/G	Grey (RAL 9006)
/B	Black (RAL 9005)
/U (POA)	Blue (RAL 5002)
/V (POA)	Green (RAL 6018)
/T (POA)	Yellow (RAL 1021)
/K (POA)	Red (RAL 3020)
/N (POA)	Jungle
/D (POA)	Goldeneye
/O (POA)	Sahara
/L (POA)	Autumn
/R (POA)	Rusty chain
/C (POA)	Pure chocolate
/I (POA)	Mist
/9 (POA)	Darkrock
/I (POA)	Carbon

Typical Suspension and Cable Entry Points



For optional features, please include the option code suffix with the product code when ordering.