

OPALITE

A Decorative Compact Surface Luminaire

- // Steel base
- // Available in 3 diameters
- // White, black, brass and chrome trim options
- // Recessing bracket available
- // Presence detection options
- // IP20
- // 3000K available
- // CRI>80
- // 5 year warranty



Construction

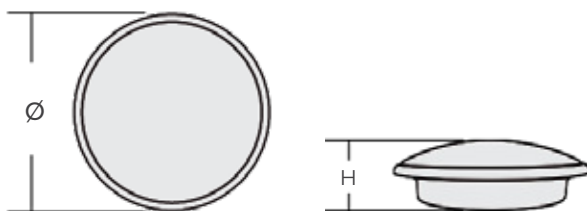
Our Opalite luminaire has been designed as a universal option and is ideally suited to projects involving stairwell refurbishments, care homes, social housing and corridor applications (in fact, anywhere a decorative internal bulkhead is required). The base is constructed using mild steel and is supplied in either a powder-coated white or black finish or in a plated finish for the brass and chrome options.

The diffuser is vacuum formed using polycarbonate material and is supplied in opal. As standard, the luminaire utilises branded electronic control gear from major manufacturers.


Typical Applications

Stairwells, Corridors, Storerooms and Bedrooms.

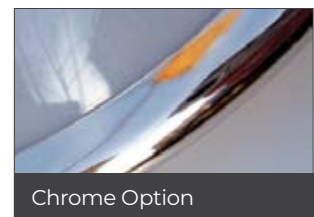
Size Options



Size A	Size B	Size C
Ø 335mm	Ø 435mm	Ø 525mm
H 95mm	H 105mm	H 121mm



Brass Option



Chrome Option

Product Code	LED Wattage	Lumen Output	Lumen/Watt	Colour Temperature	Size
OPAL314LDE	14W	1585	113	4000K	A
OPAL414LDE	14W	1585	113	4000K	B
OPAL420LDE	20W	2020	101	4000K	B
OPAL 534LDS	34W	2965	87	4000K	C

Option Code	
/M	3 Hour Maintained Emergency
/MZ	3 Hour Maintained DALI Emergency
/P	Presence Detection
/PCF	Dimmable Presence Detection
/DALI	DALI/DSI Dimmable Driver
/CHR	Chrome Surround
/BR	Brass Surround
/BLK	Black Surround
/3K	3000K LED
/SRBRK	Semi Recessing Bracket (for sizes A and B)

For optional features, please include the option code suffix with the product code when ordering.