

## OPALITE

### A Decorative Compact Surface Luminaire

- // Steel base
- // Available in 3 diameters
- // White, black, brass and chrome trim options
- // Recessing bracket available
- // Presence detection options
- // IP20
- // 3000K available
- // CRI>80
- // 5-year warranty



### Construction

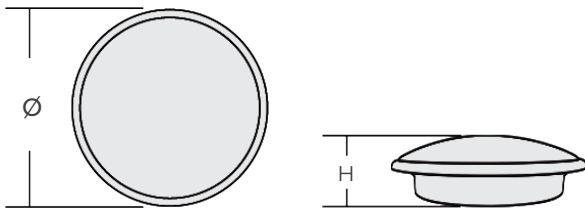
Our Opalite luminaire has been designed as a universal option and is ideally suited to projects involving Stairwell Refurbishments, Care Homes, Social Housing and Corridor applications, in fact, anywhere a decorative internal bulkhead is required. The base is constructed using mild steel and is supplied in either a powder-coated white or black finish or in a plated finish for the brass and chrome options.

The diffuser is vacuum-formed using polycarbonate material and is supplied in Opal. As standard, the luminaire utilises branded electronic control gear from major manufacturers.


### Typical Applications

Stairwells, Corridors, Store Rooms and Bedrooms.

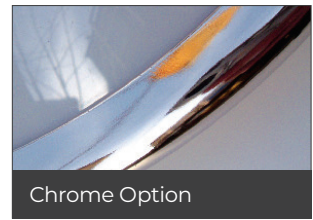
### Size Options



Size A	Size B	Size C
Ø 335mm	Ø 435mm	Ø 525mm
H 95mm	H 105mm	H 121mm



Brass Option



Chrome Option

Product Code	LED Wattage	Lumen Output	Lumen/Watt	Colour Temperature	Size
OPAL314LDE	15W	2034	132	4000K	A
OPAL414LDE	15W	2034	132	4000K	B
OPAL420LDE	22W	2822	131	4000K	B
OPAL 534LDS	34W	4361	131	4000K	C

Option Code	Description
/M	3 Hour Maintained Emergency
/MZ	3 Hour Maintained DALI Emergency
/P	Presence Detection
/PCF	Dimmable Presence Detection
/DALI	DALI/DSI Dimmable Driver
/CHR	Chrome Surround
/BR	Brass Surround
/BLK	Black Surround
/3K	3000K LED
/SRBRK	Semi Recessing Bracket (for sizes A and B)

For optional features, please include the option code suffix with the product code when ordering.