

CANTA

Surface/Suspended Pendant Light

- // Surface/Suspended luminaire
- // High-quality powder-coated aluminium
- // 3000K option
- // Single LED
- // CRI>80, IP20
- // Flex length can be adjusted
- // 5 year warranty



Construction

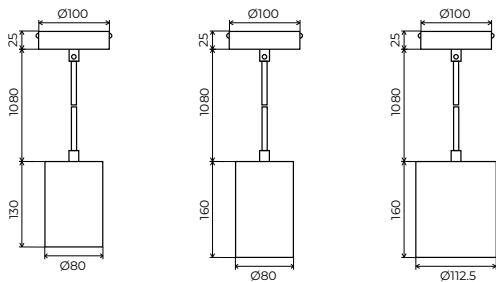
Our Canta luminaire has been designed as a stylish option for surface or suspended applications and is ideal where appearance is important. The body is powder-coated aluminium and gives good heat dissipation. The faceted reflector has a good reflective rate.

Typical Applications

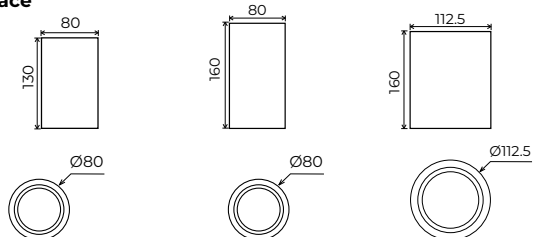
Hospitality, Tea Points, Seating, Reception and Leisure Areas.

Size Options


Suspended



Surface



White Option



Black Option

Product Code	LED Wattage	Lumen Output	Lumen/Watt	Colour Temperature	Sizes
Suspended					
CAN10	10W	1020	102	4000K	A
CAN18	18W	1520	84	4000K	B
CAN25	25W	2625	105	4000K	C
Surface					
CANS10	10W	1020	102	4000K	A
CANS18	18W	1520	84	4000K	B
CANS25	25W	2625	105	4000K	C

Sizes		
Suspended		
Size A	Size B	Size C
Ø 80mm	Ø 80mm	Ø 112.5mm
H 130mm	H 160mm	H 160mm
O/A H 1235mm	O/A H 1265mm	O/A H 1265mm
Surface		
Size A	Size B	Size C
Ø 80MM	Ø 80MM	Ø 112.5MM
H 130mm	H 160mm	H 160mm

Option Code	Description
/DALI	DALI/DSI Dimmable Driver

For optional features, please include the option code suffix with the product code when ordering.