


## HALO



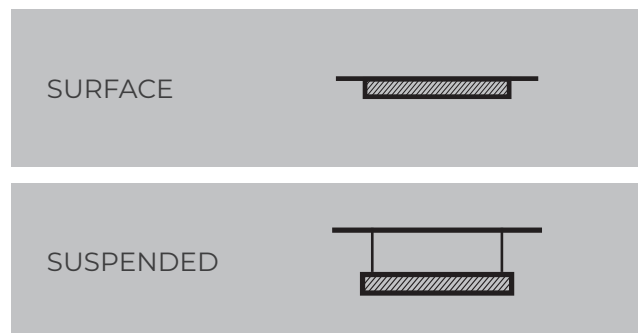
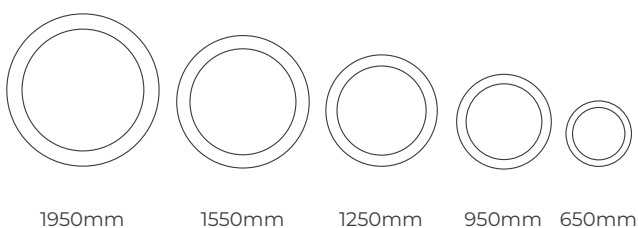
### Construction

The Halo is designed to be surface mounted or suspended to a single suspension point. Available in 5 different sizes and a wide variety of RAL colours. It is the ideal option when lighting a large open space or simply wanting to create a stunning feature. The versatility of the aluminium body and LED technology used allows for inclusion of many control options, including dimming, emergency options, wireless switching and scene-setting Casambi control technology.

### Typical Applications

General Office Areas, Conference Rooms, Reception Areas, Educational Facilities, Retail Units, Bars, Restaurants, Hotels and Leisure Facilities, and Residential Properties.

- // Decorative surface/suspended LED luminaire
- // European branded LED drivers
- // Up to 83 lumens per circuit watt
- // Direct/Indirect option available - 90:10 ratio
- // Extruded aluminium body available in 16 colours
- // Colour-matched ceiling rose
- // 650mm, 950mm, 1250mm, 1550mm and 1950mm diameter body
- // LED 4000K, CRI>80, 50,000h life
- // Opal polycarbonate diffuser
- // Compatible with Casambi wireless control system
- // 5-year warranty



## HALO

Product Code	LED Wattage	Lumen Output	Lumen/Watt	Colour Temperature	Size
<b>Halo Surface and Suspended</b>					
HLO36	39W	3032	77	4000K	650 x 65 x 85mm
HLO54	56W	4548	81	4000K	950 x 65 x 85mm
HLO72	73W	6064	83	4000K	1250 x 65 x 85mm
HLO90	89W	7580	85	4000K	1550 x 65 x 85mm
HLO108	112W	9096	81	4000K	1950 x 65 x 85mm
<b>Halo Suspended Direct/Indirect/90% Direct + 10% Indirect</b>					
HLO36/DIR/IND	39W	3032	77	4000K	650 x 65 x 85mm
HLO54/DIR/IND	56W	4548	81	4000K	950 x 65 x 85mm
HLO72/DIR/IND	73W	6064	83	4000K	1250 x 65 x 85mm
HLO90/DIR/IND	89W	7580	85	4000K	1550 x 65 x 85mm
HLO108/DIR/IND	112W	9096	81	4000K	1950 x 65 x 85mm

### Control Options

Option Code	Description
/M	3 Hour Maintained Emergency
/MZ	3 Hour Maintained DALI Emergency
/D	1-10V Driver
/DALI	DALI/DSI Dimmable Driver
/BTC	Casambi Dimmable
/3K	3000K LED

### Suspension Options

Option Code	Description
<b>Ceiling Rose with Central Suspension Point (including 1.5m wires)</b>	
CR1	Ceiling Rose Kit for 650 and 950mm versions - 3 wire
CR2	Ceiling Rose Kit for 1250mm versions - 4 wire
CR3	Ceiling Rose Kit for 1550mm versions - 5 wire
CR4	Ceiling Rose Kit for 1950mm versions - 6 wire
Colour-matched Ceiling Rose supplied unless specified otherwise	
<b>Vertical Suspension Sets (Including 1.5m wires)</b>	
SUSKIT -T1	Suspension Kit for 650 and 950mm versions - 3 wire
SUSKIT -T2	Suspension Kit for 1250mm versions - 4 wire
SUSKIT -T3	Suspension Kit for 1550mm versions - 5 wire
SUSKIT -T4	Suspension Kit for 1950mm versions - 6 wire
<b>Ceiling Rose for Vertical Suspension (Excluding wires)</b>	
CRO	Ceiling Rose with Vertical Suspension Sets
<b>Supply Cable</b>	
CABTR3C	1.5m Transparent Current Cable 3 x 0.75 mm <sup>2</sup>
CABTR5C	1.5m Transparent Current Cable 5 x 0.75 mm <sup>2</sup>
<b>NOTE:</b> Alternative length suspension kits available - POA	

For optional features, please include the option code suffix with the product code when ordering.

### Colour Options

Option Code	Description
/W	White (RAL 9016)
/G	Grey (RAL 9006)
/B	Black (RAL 9005)
/U (POA)	Blue (RAL 5002)
/V (POA)	Green (RAL 6018)
/T (POA)	Yellow (RAL 1021)
/K (POA)	Red (RAL 3020)
/N (POA)	Jungle
/D (POA)	Goldeneye
/O (POA)	Sahara
/L (POA)	Autumn
/R (POA)	Rusty chain
/C (POA)	Pure chocolate
/I (POA)	Mist
/9 (POA)	Darkrock
/I (POA)	Carbon

