

## LENS-LINE



### Construction

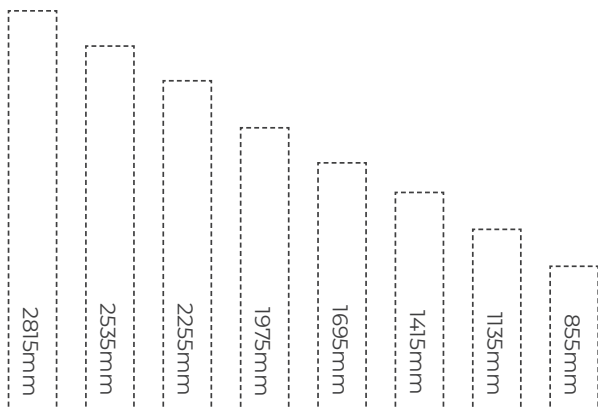
Low glare, UGR19 compliant LED linear fitting that outperforms its rivals in light distribution and efficiency. Manufactured in-house from a 2-part aluminium extrusion, the profile allows for hidden controls and the option of surface mounting or 2m suspension points positioned anywhere along the length of the luminaire. The Lens-Line is also available in 8 different standard lengths or continuous, uninterrupted lengths by adding increments of 280mm and includes options for 75%/25% direct/indirect light distribution.

The Lens-Line is the most sustainable UGR19 linear lighting option with low carbon footprint and high energy efficiency.

- // Supports UGR19
- // Super efficiency at 195 lumens per watt
- // Available in 8 standard lengths
- // Surface, suspended and suspended direct/indirect mounting options available
- // Continuous lengths available in increments of 280mm
- // Emergency and DALI options available
- // Compatible with Casambi wireless control system
- // White as standard, black and grey options available
- // 3000K option available
- // IP20
- // CRI>80
- // 5-year warranty

### Typical Applications

General Office Areas, Task Spaces, Educational Facilities, Medical and Health Facilities, Conference Rooms and Reception Areas.




SURFACE



SUSPENDED

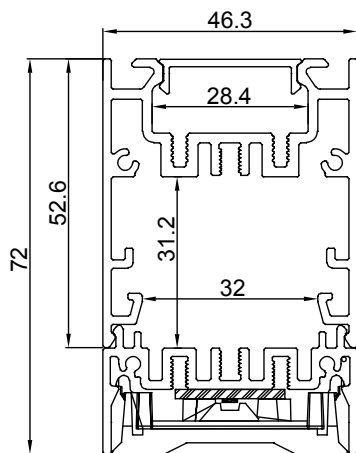


## LENS-LINE



Product Code	LED Wattage	Lumen Output	Lumen/Watt	Colour Temperature	Size
<b>Suspended Direct Lighting System</b>					
LLE855	10W	1875	195	4000K	855mm x 46.3mm
LLE1135	13W	2500	195	4000K	1135mm x 46.3mm
LLE1415	16W	3125	195	4000K	1415mm x 46.3mm
LLE1695	19W	3750	195	4000K	1695mm x 46.3mm
LLE1975	22W	4375	195	4000K	1975mm x 46.3mm
LLE2255	26W	5000	195	4000K	2255mm x 46.3mm
LLE2535	29W	5625	195	4000K	2535mm x 46.3mm
LLE2815	32W	6250	195	4000K	2815mm x 46.3mm
To order surface mounted, please use code LLES then size. Lumen output is the same as suspended					
<b>Suspended Direct/Indirect Lighting System/75% Direct/25% Indirect</b>					
LLE1135/DIR/IND	20W	3291	165	4000K	1135mm x 46.3mm
LLE1415/DIR/IND	25W	4181	165	4000K	1415mm x 46.3mm
LLE1695/DIR/IND	31W	5071	165	4000K	1695mm x 46.3mm
LLE1975/DIR/IND	36W	5361	165	4000K	1975mm x 46.3mm
LLE2255/DIR/IND	41W	6851	165	4000K	2255mm x 46.3mm
LLE2535/DIR/IND	47W	7741	165	4000K	2535mm x 46.3mm
LLE2815/DIR/IND	52W	8631	165	4000K	2815mm x 46.3mm

## Size Options



\*Measurements are displayed in mm

Size	W 46.3mm	H 72mm

Option Code	Description
LLES (front)	Surface Mounted
/M	3 Hour Maintained Emergency
/MZ	3 Hour Maintained DALI Emergency
/D	1-10V Dimmable
/DALI	DALI/DSI Dimmable
/BTC	Casambi Dimmable
/3K	3000K LED

## Colour Options

Option Code	Description
/W	White (RAL 9016)
/G	Grey (RAL 9006)
/B	Black (RAL 9005)

For optional features, please include the option code suffix with the product code when ordering.