


VERSA-LINE DIRECT

Low Glare Linear LED System

- // Aluminium extruded sections in 10 standard lengths
- // Bespoke lengths available in increments of 280mm
- // Colour options in 3000K/4000K
- // Utilises the Vossloh Light&Dark lens concept for low glare, along with super-efficient LEDs mounted on black or white printed circuit boards
- // Incorporates Tridonic LED drivers
- // Dimmable and emergency options available
- // Compatible with Casambi wireless control system
- // 65° lens as standard, with 90° option
- // CRI>80, with CRI >90 option
- // 5-year warranty

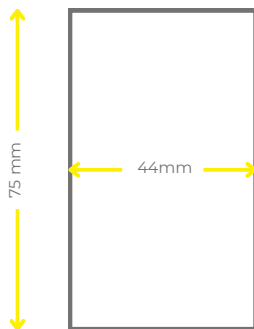


Construction

The Versa-Line Low Glare fitting is supplied as a suspended luminaire with direct only, or direct/indirect light distribution options. Suspension is made simple using a single-point ceiling bracket with a 2m adjustable stainless steel wire system. The linear aluminium profile is available in 10 standard lengths up to 3092 mm, with bespoke lengths available to order upon request. The low glare rating is achieved utilising the Vossloh Light&Dark system to recess and conceal the LEDs.

Technical Parameters	
Operating Life - L80/B10 at 50°C	72,000 hrs
LED Binning	SDCM <3
Lens Optical Efficiency	91-92%

Profile Dimensions



Recessed option, wall washer beam angles, custom lengths and shapes, plus opal diffuser and blackout covers for different visual effects available upon request.



Product Code (mm)	LED Wattage	Lumen Output	Lumen / Watt	Colour Temperature	Beam Angle
VLD572	8	1380	182	4000K	65°
VLD852	11	2070	182	4000K	65°
VLD1132	15	2760	182	4000K	65°
VLD1412	19	3450	182	4000K	65°
VLD1692	22	4140	182	4000K	65°
VLD1972	26	4830	182	4000K	65°
VLD2252	30	5520	182	4000K	65°
VLD2532	34	6210	182	4000K	65°
VLD2812	37	6900	182	4000K	65°
VLD3092	41	7107	182	4000K	65°

Section	Option Code	Description
1 EMERGENCY	/ NE	No Emergency
	/ M	3 Hour Maintained Emergency
	/ MZ	3 Hour Maintained DALI Emergency
2 CONTROL	/ ND	Non-Dim
	/ DA	DALI Dimmable Driver
	/ BTC	Casambi Dimmable Driver
3 FINISH	/ 9005	RAL9005 Black (light output -11%)
	/ 9016	RAL9016 White
4 CCT	/ 4K	4000K LED
	/ 3K	3000K LED (light output -1%)
	/ TW	2700K - 6500K LED
5 BEAM ANGLE	/ R65	65 degree lens (light output -1%)
	/ R90	90 degree lens
6 CRI	/ 80	CRI>80
	/ 90	CRI>90 (light output -15%)

Please note that emergency packs are not available below 1132mm length.

VERSA-LINE DIRECT/INDIRECT

Low Glare Linear LED System

- // Aluminium extruded sections in 10 standard lengths
- // Bespoke lengths available in increments of 280mm
- // Colour options in 3000K/4000K
- // Utilises the Vossloh Light&Dark lens concept for low glare, along with super-efficient LEDs mounted on black or white printed circuit boards
- // Incorporates Tridonic LED drivers
- // Dimmable and emergency options available
- // Compatible with Casambi wireless control system
- // 65° lens as standard, with 90° option
- // CRI>80, with CRI >90 option
- // 5-year warranty

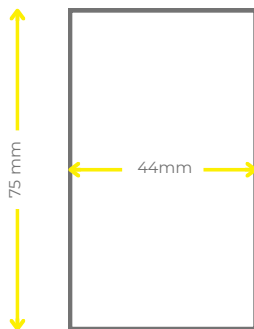


Construction

The Versa-Line Low Glare fitting is supplied as a suspended luminaire with direct only, or direct/indirect light distribution options. Suspension is made simple using a single-point ceiling bracket with a 2m adjustable stainless steel wire system. The linear aluminium profile is available in 10 standard lengths up to 3092 mm, with bespoke lengths available to order upon request. The low glare rating is achieved utilising the Vossloh Light&Dark system to recess and conceal the LEDs, and the LEDIL LINDA-UP lens with wide beam spreading for indirect illumination.

Technical Parameters	Downlight	Uplight
Operating Life - L80/B10 at 50°C	72,000 hrs	72,000 hrs
LED Binning	SDCM <3	SDCM <3
Lens Optical Efficiency	91-92%	83%

Profile Dimensions



Wall washer beam angles, custom lengths and shapes, plus opal diffuser and blackout covers for different visual effects available upon request.

Product Code (mm)	LED Wattage	Lumen Output	Lumen / Watt	Colour Temperature	Beam Angle
VLE572	10	1797	176	4000K	65° / 145°
VLE852	17	2911	175	4000K	65° / 145°
VLE1132	23	4025	175	4000K	65° / 145°
VLE1412	30	5139	174	4000K	65° / 145°
VLE1692	36	6253	174	4000K	65° / 145°
VLE1972	42	7367	174	4000K	65° / 145°
VLE2252	49	8481	174	4000K	65° / 145°
VLE2532	56	9595	174	4000K	65° / 145°
VLE2812	62	10709	174	4000K	65° / 145°
VLE3092	68	11824	174	4000K	65° / 145°

Section	Option Code	Description
1 EMERGENCY	/ NE	No Emergency
	/ M	3 Hour Maintained Emergency
	/ MZ	3 Hour Maintained DALI Emergency
2 CONTROL	/ ND	Non-Dim
	/ DA	DALI Dimmable Driver
	/ BTC	Casambi Dimmable Driver
	/ 2DA	Dual Channel DALI Drivers (individual control of uplight and downlight)
	/ 2BTC	Dual Channel Casambi Drivers (individual control of uplight and downlight)
3 FINISH	/ 9005	RAL9005 Black (light output -11%)
	/ 9016	RAL9016 White
4 CCT	/ 4K	4000K LED
	/ 3K	3000K LED (light output -1%)
	/ TW	2700K - 6500K LED
5 BEAM ANGLE	/ R65	65 degree lens (light output -1%)
	/ R90	90 degree lens
6 CRI	/ 80	CRI>80
	/ 90	CRI>90 (light output -15%)

Please note that emergency packs are not available below 1132mm length, and emergency packs with dual channel dimming control are not available below 1692mm.