

TRIDONIC WIRELESS SR

Casambi Programmable Wireless Module

- // Powered Casambi interface with multiple modes
- // DALI output, with up to separately controllable 8 groups
- // Built-in DALI power supply
- // One independent and mains operated push-button input
- // Optional strain relief
- // Allows addressing, grouping and control of up to 25 wired DALI fittings via Casambi
- // Ideal for DALI fittings with Multi-Track adaptors



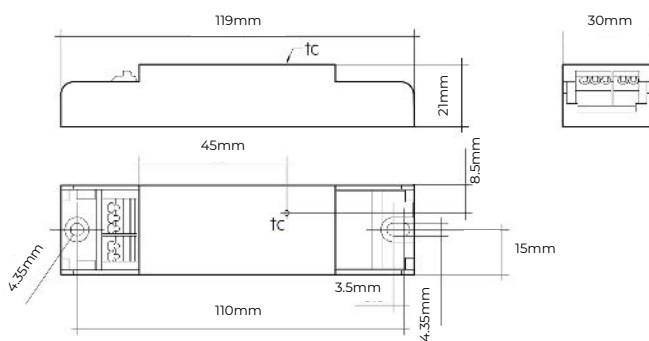
Overview

The Wireless SR is a bluetooth DALI controller with a freely configurable push-button input, and has an integrated DALI power supply. Therefore no external DALI supply is needed.

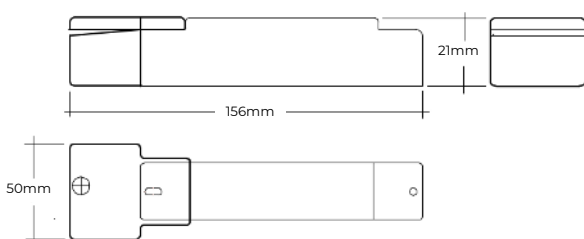
The device is designed to be used in a luminaire, but with the optional strain relief set it can be also safely used in ceiling installations.

Dimensions

Without strain relief



With strain relief




Product Code	Colour	Dimensions
Wireless SR	White	119mm x 30mm x 21mm
	with strain relief	156mm x 50mm x 21mm

Technical Specifications	
Power Supply	220-240v AC, 50Hz
Radio operation frequencies	2.4 – 2.483 GHz
Ambient temperature	-20 to +70 °C
DALI Power Supply Output	50mA
Weight	72g
Ingress Protection	IP20

Before connecting the basicDIM Wireless SR to a DALI line, please make sure that no other DALI power supply (including drivers with integrated PS) is powering the bus.

If the bus is already being powered, it is possible to manually switch off the internal DALI power supply of the basicDIM Wireless SR, so that it can be used in the already existing DALI bus (dependent on the used profile).



TRIDONIC WIRELESS SR



WARNING!

Hazardous voltages. Risk of electric shock or fire.



Only qualified professionals should make the connections. Disconnect the mains power supply and verify its absence prior to installation.

Installation Instructions

The Wireless SR, as with any other Casambi product, should not be placed in a metal enclosure or next to large metal structures. Metal will effectively block all radio signals which are crucial to the operation of the product.

WIRING DIAGRAM

