

A modern office hallway with glass walls and three recessed ceiling lights. The scene is dimly lit, with the primary light source being the three circular, recessed ceiling fixtures. The hallway leads to a glass-walled office space on the right. A potted plant is visible in the background.

LUMILOGY®

Product Mounting Options

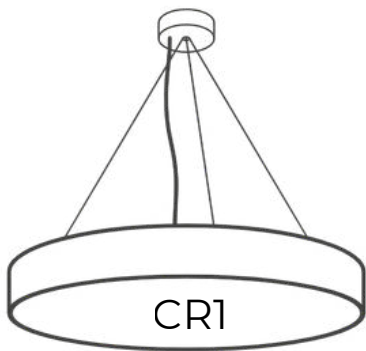
by

mount

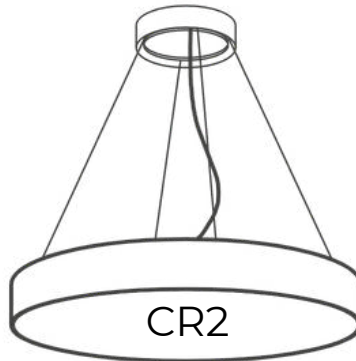
LIGHTING THE WAY

LUMILOGY MOUNTING OPTIONS

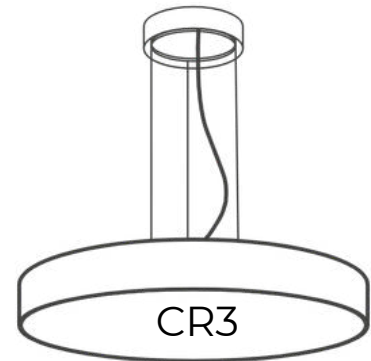
Ceiling rose with a visible power cable and central hangers



Hanging cables situated in the centre of the ceiling rose*



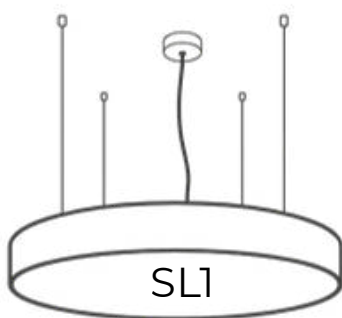
Hanging cables situated on the edge of the ceiling rose



Vertical hanging cables situated on the edge of the ceiling rose

*Only for luminaires with a diameter of up to 1200mm.

Ceiling rose with a visible power cable and vertical separate hangers



Individual hanging cables and central ceiling rose



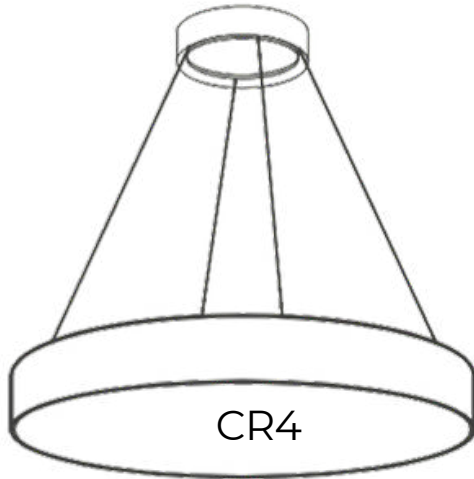
Individual hanging cables and edge ceiling rose



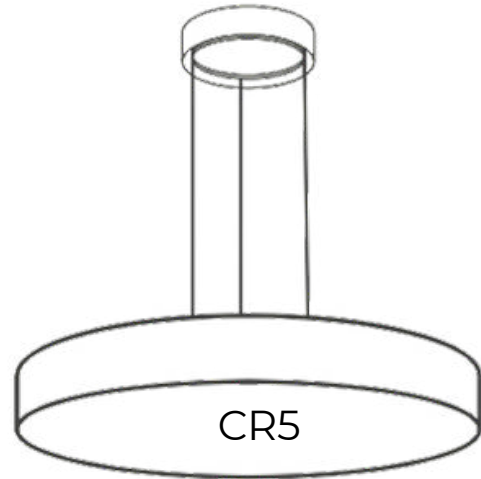
Individual hanging cables and recessed edge ceiling rose

LUMILOGY MOUNTING OPTIONS

Ceiling rose with combined hanging and power cables



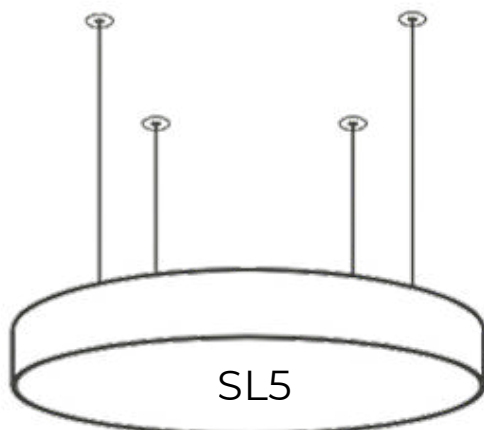
Hanging cables situated in the perimeter of the ceiling rose and the luminaire



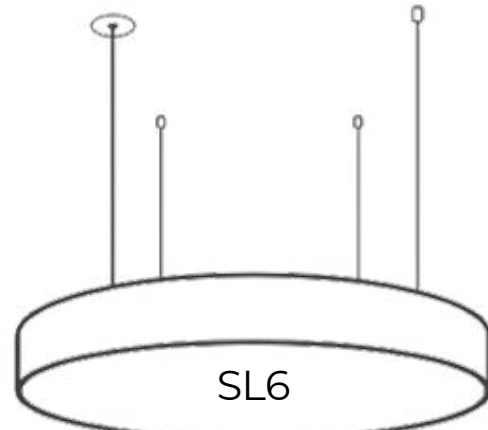
Vertical hanging cables situated in the perimeter of the ceiling rose and the centre of the luminaire*

*This option cannot be applied to ring-shaped luminaires.

Recessed ceiling rose with combined hanging and power cables



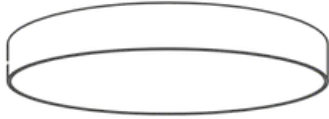
Individual powered hanging cables in recessed ceiling roses



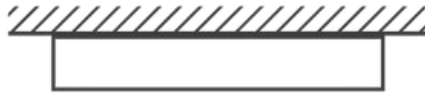
Single recessed ceiling rose with individual ceiling hangers

LUMILOGY MOUNTING OPTIONS

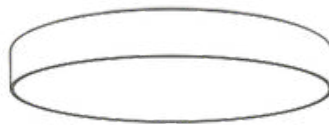
Surface Mounting



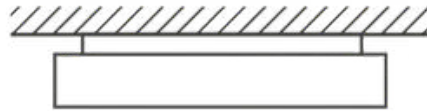
SU1



Surface mount systems utilising strong magnets for invisible installation.



SU2



Surface mount systems with an offset of 40-50mm, allowing indirect light emission.