


M-LINE RECESSED SYSTEM

M-LINE®



Construction

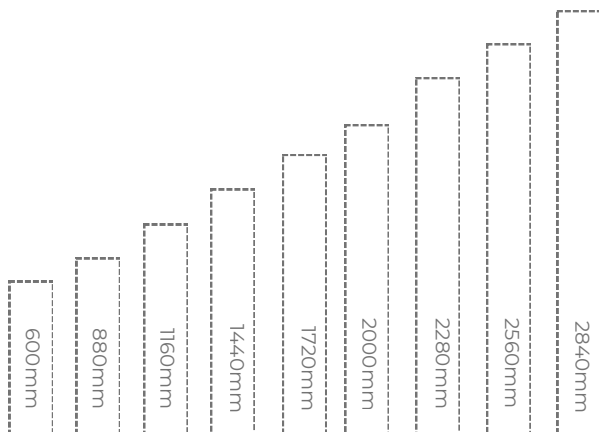
The recessed system is available in standard lengths up to 2840mm with bespoke formations and continuous lengths available to order. The standard system is designed for ceiling mounting, however, wall mounting systems can be supplied on request. Installation is simple using the easy-fix bracket system.

We are now sending out our M-Line products pre-flexed to make installation easy for you!


Typical Applications

General Office Areas, Conference Rooms, Reception Areas, Educational Facilities, Retail Units, Bars, Restaurants, Hotels and Leisure Facilities and Residential Properties.

Size Options



- // Aluminium extruded sections in 9 standard lengths
- // Bespoke lengths available to order in 140mm increments
- // 104 lumens per watt
- // Colour options in 3000K/4000K/5000K
- // Custom-shaped formations available subject to design
- // Incorporates European branded LED drivers
- // Utilises latest generation long-life LEDs from leading manufacturers
- // Clip-in gear tray for easy installation
- // Opal polycarbonate diffuser
- // Tuneable white and RGB options available
- // Dimmable and emergency options available
- // Compatible with Casambi wireless control system
- // CRI>80
- // 5-year warranty



M-LINE RECESSED SYSTEM

M-LINE®



Typical Recessed Installation

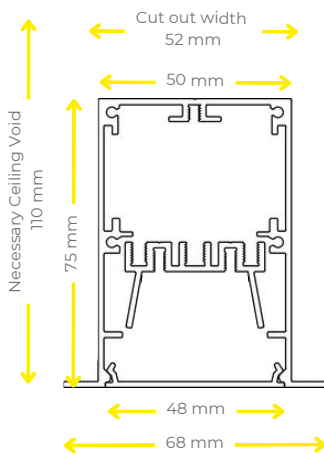


Recessed System

| Recessed System | | | | | | |
|-----------------|-------------|--------------|------------|--------------|-----------------------|-------------------|
| Product Code | LED Wattage | Lumen Output | Lumen/Watt | Colour Temp. | Length (incl. flange) | Cutout Dimensions |
| MLR600 | 12.5W | 1298 | 104 | 4000K | 600mm | 586 x 52mm |
| MLR880 | 19W | 1974 | 104 | 4000K | 880mm | 866 x 52mm |
| MLR1160 | 25W | 2596 | 104 | 4000K | 1160mm | 1146 x 52mm |
| MLR1440 | 31W | 3245 | 104 | 4000K | 1440mm | 1426 x 52mm |
| MLR1720 | 37.5W | 3895 | 104 | 4000K | 1720mm | 1706 x 52mm |
| MLR2000 | 44W | 4543 | 104 | 4000K | 2000mm | 1986 x 52mm |
| MLR2280 | 50W | 5192 | 104 | 4000K | 2280mm | 2266 x 52mm |
| MLR2560 | 56W | 5841 | 104 | 4000K | 2560mm | 2546 x 52mm |
| MLR2840 | 62.5W | 6490 | 104 | 4000K | 2840mm | 2826 x 52mm |

NOTE: Longer/bespoke lengths available in 140mm increments

Dimensional Drawings



Fitted Recessed Bracket

Product Configuration

Choose your options to generate the full order code

| Section | Option Code | Description |
|---------------|-------------|-----------------------------|
| 1 - EMERGENCY | | Leave blank if no emergency |
| | /M | Emergency |
| | /MZ | DALI Emergency |
| 2 - CONTROL | /ND | Non Dim |
| | /DA | DALI Dim |
| | /BTC | Casambi Dim |
| 3 - FINISH | /9016 | RAL9016 White |
| | /9005 | RAL9005 Black |
| | /RA | Any RAL Colour |
| | /4K | 4000K |
| 4 - CCT | /3K | 3000K (light output -6%) |
| | /5K | 5000K |
| | /TW | Tunable White |
| | /RGB | Colour Changing RGB |
| 5 - CRI | /80 | CRI>80 (typical 84) |
| | /90 | CRI>90 |

FULL CODE EXAMPLE:

MLEW1440/MZ/DA/9005/4K/80 = M-Line Recessed Linear Light, 1440mm, DALI Emergency, DALI Dim, White RAL9016, 4000K, CRI>80

LED Technical Parameters

| | |
|----------------------------------|-------------|
| Operating Life - L70/B50 at 50°C | 102,000 hrs |
| LED Binning | SDCM <3 |