

M-LINE XL SURFACE AND SUSPENDED

M-LINE®



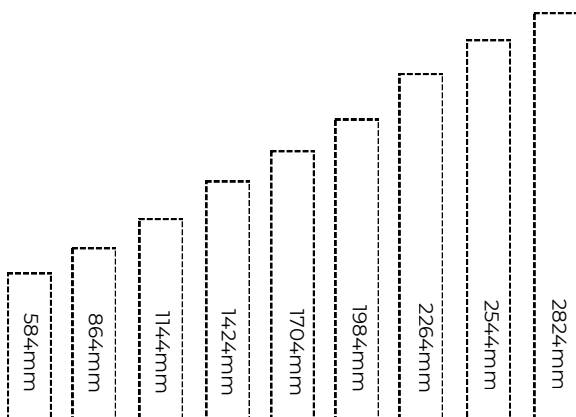
Construction

The suspended and surface system utilises the same profile and is available in standard lengths up to 2824mm with bespoke lengths available to order. Surface mounting is achieved by directly fixing through the rear of the profile. Suspension is made simple using a single point ceiling bracket with 2m adjustable stainless steel wire system. Uplighting is available on lengths from 584mm upwards.

Typical Applications

General Office Areas, Conference Rooms, Educational Facilities, Reception Areas, Retail Units, Bars, Restaurants, Hotels and Leisure Facilities, and Residential Properties.

Size Options



- // Aluminium extruded sections in 9 standard lengths
- // Bespoke lengths available to order in 140mm increments
- // Colour options in 3000K/4000K/5000K
- // Custom shapes available subject to design
- // Incorporates European branded LED drivers
- // Up to 104 lumens per circuit watt
- // Direct/Indirect lighting options available for suspended fittings
- // Utilises latest generation long-life LEDs from leading manufacturers
- // Clip-in gear tray for easy installation
- // Opal polycarbonate diffuser
- // Tuneable white and RGB options available
- // Dimmable and emergency options available
- // Compatible with Casambi wireless control system
- // Dual Switch option available

MADE IN BRITAIN®

SURFACE



SUSPENDED



M-LINE XL SURFACE AND SUSPENDED

M-LINE®



Suspended Direct Lighting System

Product Code	LED Wattage	Lumen Output	Lumen/Watt	Colour Temp.	Size
MLE75/584	17W	1589	104	4000K	584 x 75mm
MLE75/864	26W	2383	104	4000K	864 x 75mm
MLE75/1144	35W	3178	104	4000K	1144 x 75mm
MLE75/1424	43W	3972	104	4000K	1424 x 75mm
MLE75/1704	52W	4767	104	4000K	1704 x 75mm
MLE75/1984	60W	5562	104	4000K	1984 x 75mm
MLE75/2264	70W	6356	104	4000K	2264 x 75mm
MLE75/2544	78W	7150	104	4000K	2544 x 75mm
MLE75/2824	87W	7945	104	4000K	2824 x 75mm

NOTE: Includes 2m suspension kits (longer bespoke lengths available in 140mm increments)

Suspended Direct/Indirect Lighting System/70% Direct/30% Indirect

Product Code	LED Wattage	Lumen Output	Lumen/Watt	Colour Temp.	Size
MLD75/584	27W	2057	104	4000K	584 x 75mm
MLD75/864	43W	3317	104	4000K	864 x 75mm
MLD75/1144	60W	4579	104	4000K	1144 x 75mm
MLD75/1424	78W	5841	104	4000K	1424 x 75mm
MLD75/1704	95W	7102	104	4000K	1704 x 75mm
MLD75/1984	113W	8364	104	4000K	1984 x 75mm
MLD75/2264	130W	9625	104	4000K	2264 x 75mm
MLD75/2544	147W	10885	104	4000K	2544 x 75mm
MLD75/2824	165W	12148	104	4000K	2824 x 75mm

NOTE: Includes 2m suspension kits (longer bespoke lengths available in 140mm increments)

Surface Mount Lighting System

Product Code	LED Wattage	Lumen Output	Lumen/Watt	Colour Temp.	Size
MLS75/584	17W	1589	104	4000K	584 x 75mm
MLS75/864	26W	2383	104	4000K	864 x 75mm
MLS75/1144	35W	3178	104	4000K	1144 x 75mm
MLS75/1424	43W	3972	104	4000K	1424 x 75mm
MLS75/1704	52W	4767	104	4000K	1704 x 75mm
MLS75/1984	60W	5562	104	4000K	1984 x 75mm
MLS75/2264	70W	6356	104	4000K	2264 x 75mm
MLS75/2544	78W	7150	104	4000K	2544 x 75mm
MLS75/2824	87W	7945	104	4000K	2824 x 75mm

M-LINE XL SURFACE AND SUSPENDED

M-LINE®



Suspended Direct/Indirect System



Surface Mounted System

Product Configuration

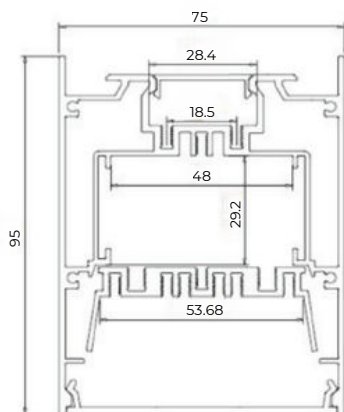
Choose your options to generate the full order code

Section	Option Code	Description
1 - EMERGENCY	/M	Leave blank if no emergency Emergency
	/MZ	DALI Emergency
	/ND	Non Dimmable
	/DA	DALI Dimmable
2 - CONTROL	/D	1-10V Dimmable
	/BTC	Casambi Dimmable
	/9016	RAL9016 White
3 - FINISH	/9005	RAL9005 Black
	/RA	Any RAL Colour
	/	See next page for new finishes
	/4K	4000K
4 - CCT	/3K	3000K
	/5K	5000K
	/TW	Tunable White
	/RGB	Colour Changing LED
5 - CRI	/80	CRI>80 (typical 84)
	/90	CRI>90

FULL CODE EXAMPLE:

MLE75/1424/MZ/DA/9005/4K/80 = M-Line 75 XL Suspended Linear Light, 1424mm, DALI Emergency, DALI Dim, Black RAL9005, 4000K, CRI>80

Dimensions



Suspension Options

Option Code	Description
Supply Cable	
CR375C/3M	3 core 0.75mm clear flex cable - 3m lead
CR475C/3M	4 core 0.75mm clear flex cable - 3m lead
CR575C/3M	5 core 0.75mm clear flex cable -3m lead
MLESUS	2m Suspension kit for suspended M-Line
NOTE: Alternative length suspension kits available - POA	




CR375C/3M




CR475C/3M



CR575C/3M



Clip-in Gear Tray



MLESUS

For optional features, please include the option code suffix with the product code when ordering.

NEW FINISHES!
Powder Coating